

## Current Lead Sponsors



Sen. Michael  
Bennet (D-CO)



Rep. Michael  
Burgess (R-TX)



Rep. Anna Eshoo  
(D-CA)

## Key elements of the PREEMIE Act

Specifically, the PREEMIE Act will:

- 1 Renew the Centers for Disease Control and Prevention's** research and programs on preterm birth, including improved tracking of national data.
- 2 Reauthorize the Health Resources and Services Administration's activities** aimed at promoting healthy pregnancies and preventing preterm birth.
- 3 Extend the Secretary's Advisory Committee on Infant Mortality** and updates to the Committee's charge to examine severe maternal morbidity.
- 4 Establish an entity in the Department of Health and Human Services to coordinate all federal activities and programs** related to preterm birth, infant mortality, and other adverse birth outcomes.

## Background

Last reauthorized in 2018 and expiring in 2023, **the PREEMIE Reauthorization Act represents the federal government's commitment to preventing preterm birth and its consequences, a leading contributor to infant death.**



Preterm birth, along with low birth weight babies, make up **the second leading cause of infant deaths** after birth defects.



The **health consequences** of preterm birth include developmental delays, chronic respiratory programs, and vision and hearing impairment. Having a preterm baby **impacts families emotionally and financially.**



Preterm-related causes account for **35.8% of infant deaths** in the U.S. and the annual societal economic cost (medical, education, and lost productivity) is an **estimated \$25.2B.**



Rather than having one cause, preterm birth seems to be triggered by multiple, interacting biologic and environmental factors. We do know that a history of preterm birth, multiple gestations, and certain uterine and/or cervical problems are the strongest risk factors for preterm birth.

**10.5%** In 2021, there were **383,082 preterm births, representing 10.5%** of live births.

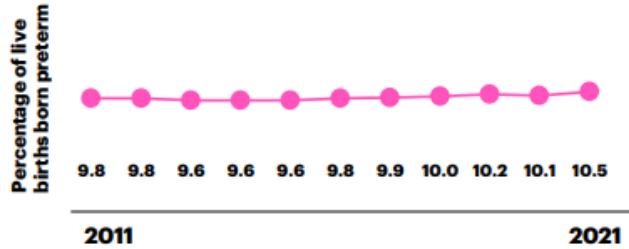
## Facts on preterm birth

U.S. preterm birth grade:

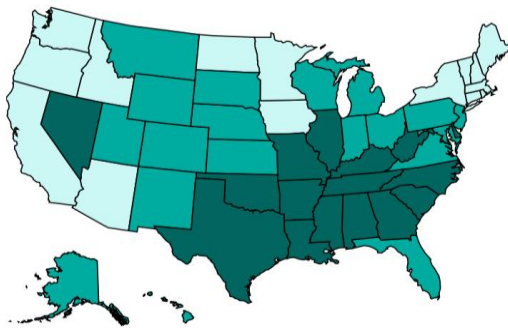
D+

U.S. preterm birth rate:

10.5%



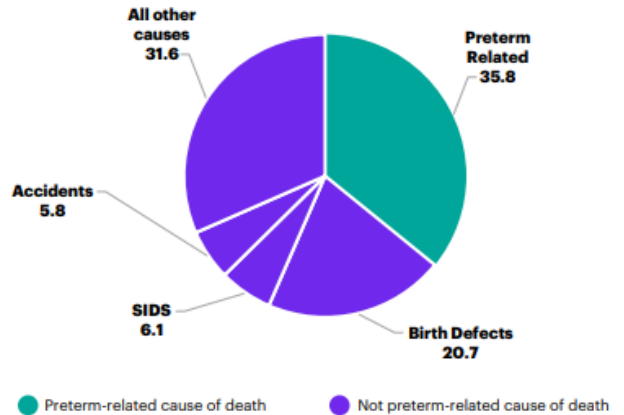
Preterm births in the United States, 2019



Percent of live births

- Over 10.6 (16)
- 9.6–10.6 (20)
- Under 9.6 (15)

Infant deaths by cause of death in the U.S., 2017 – 2019 average



Percentage of live births in 2017 – 2019 (average) born preterm

