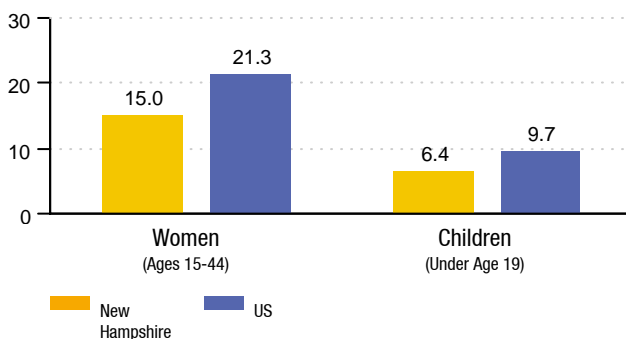


PERINATAL DATA SNAPSHOTS:

New Hampshire Health Insurance and Poverty

Uninsured Women and Children, 2010-2012 Average¹⁻³

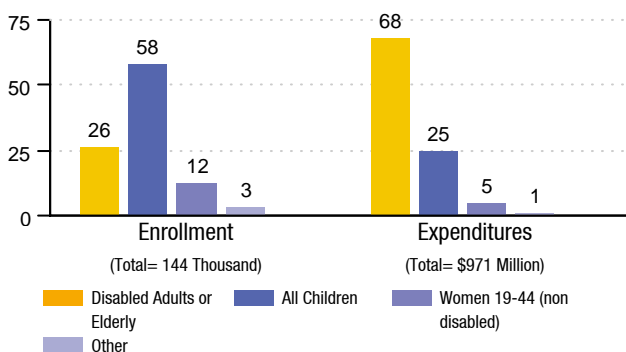
Percent



- Among New Hampshire women ages 15-44, 15.0% (about 1 in 7) were uninsured compared with 21.3% of women in the U.S. (2010-2012 average).
- Among New Hampshire children under age 19, 6.4% (about 1 in 16) were uninsured compared with 9.7% of children in the U.S. (2010-2012 average).
- An Institute of Medicine study concluded uninsured women receive fewer prenatal services and report greater difficulty in obtaining needed care than women with insurance.
- Health insurance status is the single most important influence in determining whether health care is accessible to children when they need it, according to another Institute of Medicine study.

Medicaid Enrollment and Expenditures, New Hampshire, 2007^{4, 5}

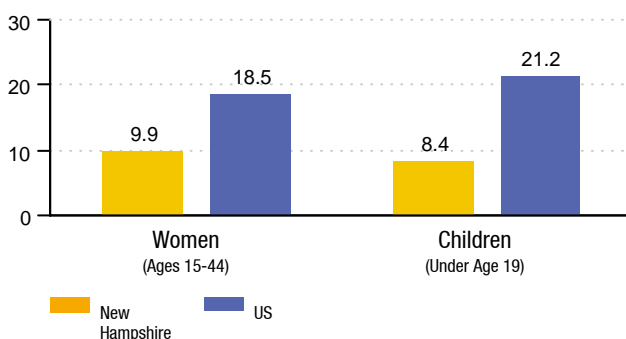
Percent



- Medicaid is a major public source of financing health care services provided to pregnant women, infants and children.
- While women ages 19-44 and children in New Hampshire made up almost 70% of Medicaid enrollees in 2007, they accounted for only 31% of all Medicaid spending.
- In New Hampshire, 28.3% of all live births were funded by Medicaid in 2006.

Poverty, 2010-2012 Average¹

Percent



- Persons in poverty are defined as those who make less than 100% of the poverty threshold established by the US Census Bureau. The poverty threshold for a family of three was \$17,163 in 2008, \$17,098 in 2009 and \$17,374 in 2010.
- About 1 in 10 women ages 15-44 in New Hampshire (9.9%) lived in families with incomes below the poverty threshold (2010-2012 average) compared to 18.5% in the U.S.
- About 1 in 12 children under age 19 in New Hampshire (8.4%) lived in families with incomes below the poverty threshold (2010-2012 average) compared to 21.2% in the U.S.

Footnotes

- The federal poverty thresholds shown here are used by the U.S. Census Bureau for statistical purposes. They differ from the federal poverty guidelines used to determine an individual's eligibility for Medicaid and S-CHIP. The federal poverty guidelines used for these programs can be found at aspe.hhs.gov/poverty/index.shtml.
- Medicaid enrollment and expenditure percentages may not total 100 percent due to rounding.

Sources

- 1 US Census Bureau. Data prepared for the March of Dimes using the Current Population Survey Annual Social and Economic Supplements (2010-2012 Average).
- 2 Institute of Medicine. 2002. Health Insurance Is a Family Matter. National Academy Press, Washington, D.C.
- 3 Institute of Medicine. 1998. America's Children: Health Insurance and Access to Care. National Academy Press, Washington, D.C.
- 4 Centers for Medicare and Medicaid Services, MSIS Statistical Report for Federal Fiscal Year (2007). Data prepared by March of Dimes.
- 5 Data collected by the National Governors Association, August 2010 - October 2010.