


Live Births, 2014

Total Births	20,301
Non-Hispanic White	18,860
Non-Hispanic Black	762
Hispanic	350


Infant Mortality

■ Infant Mortality, 2011-2013 average 	
Infant Mortality Rate	7.1
Rank	39
Non-Hispanic White	7.0
Non-Hispanic Black	12.0
Hispanic	N/A

Birth Defects & Newborn Screening

■ Newborn Screening Requirements, 2016	
Number of Core Conditions Tested	31


Health Promotion


■ Prenatal Care, 2014 	
Women who received early prenatal care	76.9
Women who received late or no prenatal care	5.8


■ Percent Children, 19-35 Months with Up-to-Date Immunizations, 2014	
Polio	89.9%
4:3:1:3:3:1 Series	69.5%
Varicella	87.1%


- Infant mortality refers to death under age one per 1,000 live births.
- Preterm birth occurs before 37 weeks completed gestation.
- Late preterm birth occurs at 34 through 36 completed weeks gestation.
- Very preterm birth occurs before 32 completed weeks gestation.
- A low birthweight baby weighs less than 5 ½ pounds (2,500 grams).
- A very low birthweight baby weighs less than 3 ½ pounds (1,500 grams).
- 4:3:1:3:3:1 Series is four or more doses of diphtheria and tetanus toxoid and pertussis vaccine (DTaP), three or more doses of poliovirus vaccine, one or more doses of measles containing vaccine, three or more doses of Haemophilus influenza type b vaccine, one or more doses of varicella.


Preterm and Low Birthweight Births

■ Preterm Births, 2014 	
Number	2,198
Percent of Live Births	10.8
Rank	47
Non-Hispanic White (2010-2012 average)	10.6
Non-Hispanic Black (2010-2012 average)	13.8
Hispanic (2010-2012 average)	9.8

■ Late Preterm Births, 2014 	
Number	1,623
Percent of Live Births	8.0
Rank	48
Non-Hispanic White (2010-2012 average)	7.8
Non-Hispanic Black (2010-2012 average)	8.8
Hispanic (2010-2012 average)	7.0

■ Very Preterm Births, 2014 	
Number	340
Percent of Live Births	1.7
Rank	36
Non-Hispanic White (2010-2012 average)	1.5
Non-Hispanic Black (2010-2012 average)	3.3
Hispanic (2010-2012 average)	N/A

■ Low Birthweight Births, 2014 	
Percent of Live Births	9.1
Rank	44
Non-Hispanic White (2010-2012 average)	9.1
Non-Hispanic Black (2010-2012 average)	13.4
Hispanic (2010-2012 average)	8.8

■ Very Low Birthweight Births, 2014 	
Percent of Live Births	1.4
Rank	26
Non-Hispanic White (2010-2012 average)	1.3
Non-Hispanic Black (2010-2012 average)	2.9
Hispanic (2010-2012 average)	N/A

Access

■ Health Insurance

Women Ages 15-44 without Health Insurance, 2014	
Number	41,968
Percent	12.5
Rank	20
Children Under 19 without Health Insurance, 2014	
Number	13,619
Percent	3.3
Rank	6

■ Income Eligibility Thresholds Under Medicaid, 2014 (eligibility as percentage of federal poverty level)

Pregnant Women	163%
Infants Ages 0-1	163%
Children Ages 1-5	146%
Children Ages 6-19	138%

■ Income Eligibility Thresholds Under CHIP, 2014 (eligibility as percentage of federal poverty level)

Program Name	CHIP
Pregnant Women/Maternity Care	N/A
Children Under 19	305%

■ Presumptive and Continuous Eligibility Under Medicaid and CHIP, by State, 2014

Presumptive Eligibility for Pregnant Women	No
Presumptive Eligibility for Children (Medicaid)	No
Presumptive Eligibility for Children (CHIP)	No
Continuous Eligibility for Children (Medicaid)	Yes
Continuous Eligibility for Children (CHIP)	Yes

■ Medicaid Enrollees by Select Characteristics (enrollees in thousands)

Non disabled Women Ages 19-44	64
Children Under 19	208
Total Enrollment	439
Women and Children as Percent of Total	62%

■ Medicaid Expenditures, by Enrollee Characteristics

Women 19-44	274
Children Under 19	521
Total	2,769
Women and Children as Percent of Total	29%

■ CHIP Enrollment, 2014

Enrollment	40,864
Expenditures (in millions)	\$57

■ Federal Matching Rates for Medicaid and CHIP, 2014

Medicaid	71.3%
CHIP	79.9%

■ Percent of Births Funded by Medicaid, 2010 51.8%

PeriStats, the March of Dimes interactive web resource, (marchofdimes.org/peristats) offers the latest data on maternal, infant, and child health at the national, state and local levels.

The PeriStats logo  indicates that more detailed and perhaps more current information is available on the website. (www.marchofdimes.org/peristats)

Additional State Data and the March of Dimes Data Book for Policy Makers may be downloaded at marchofdimes.org/advocacy/research-and-data.aspx

Early prenatal care is pregnancy-related care beginning in the first trimester (1-3 months).

Late/no prenatal care is pregnancy-related care beginning in the 3rd trimester (7-9 months) or when no pregnancy-related care was received at all.