


## Live Births, 2014

Total Births	26,052
Non-Hispanic White	7,222
Non-Hispanic Black	468
Hispanic	14,449


## Infant Mortality

■ <b>Infant Mortality, 2011-2013 average</b> 	
Infant Mortality Rate	5.9
Rank	23
Non-Hispanic White	5.2
Non-Hispanic Black	9.3
Hispanic	6.1

## Birth Defects & Newborn Screening

■ <b>Newborn Screening Requirements, 2016</b>	
Number of Core Conditions Tested	30

## Health Promotion


■ <b>Prenatal Care, 2014</b> 	
Women who received early prenatal care	71.5
Women who received late or no prenatal care	8.5


## ■ **Percent Children, 19-35 Months with Up-to-Date Immunizations, 2014**


Polio	94.7%
4:3:1:3:3:1 Series	77.8%
Varicella	92.4%

- Infant mortality refers to death under age one per 1,000 live births.
- Preterm birth occurs before 37 weeks completed gestation.
- Late preterm birth occurs at 34 through 36 completed weeks gestation.
- Very preterm birth occurs before 32 completed weeks gestation.
- A low birthweight baby weighs less than 5 ½ pounds (2,500 grams).
- A very low birthweight baby weighs less than 3 ½ pounds (1,500 grams).
- 4:3:1:3:3:1 Series is four or more doses of diphtheria and tetanus toxoid and pertussis vaccine (DTaP), three or more doses of poliovirus vaccine, one or more doses of measles containing vaccine, three or more doses of Haemophilus influenzae type b vaccine, one or more doses of varicella.


## Preterm and Low Birthweight Births

■ <b>Preterm Births, 2014</b> 	
Number	2,387
Percent of Live Births	9.2
Rank	20
Non-Hispanic White (2010-2012 average)	9.1
Non-Hispanic Black (2010-2012 average)	13.1
Hispanic (2010-2012 average)	9.4

■ <b>Late Preterm Births, 2014</b> 	
Number	1,730
Percent of Live Births	6.6
Rank	23
Non-Hispanic White (2010-2012 average)	6.8
Non-Hispanic Black (2010-2012 average)	8.3
Hispanic (2010-2012 average)	6.8

■ <b>Very Preterm Births, 2014</b> 	
Number	394
Percent of Live Births	1.5
Rank	22
Non-Hispanic White (2010-2012 average)	1.4
Non-Hispanic Black (2010-2012 average)	2.9
Hispanic (2010-2012 average)	1.5

■ <b>Low Birthweight Births, 2014</b> 	
Percent of Live Births	8.8
Rank	40
Non-Hispanic White (2010-2012 average)	8.4
Non-Hispanic Black (2010-2012 average)	14.7
Hispanic (2010-2012 average)	8.9

■ <b>Very Low Birthweight Births, 2014</b> 	
Percent of Live Births	1.3
Rank	23
Non-Hispanic White (2010-2012 average)	1.1
Non-Hispanic Black (2010-2012 average)	3.0
Hispanic (2010-2012 average)	1.3

## Access

**Health Insurance**
**Women Ages 15-44 without Health Insurance, 2014**

Number	82,672
Percent	20.6
Rank	43

**Children Under 19 without Health Insurance, 2014**

Number	42,950
Percent	8.2
Rank	43

**Income Eligibility Thresholds Under Medicaid, 2014  
(eligibility as percentage of federal poverty level)**

Pregnant Women	255%
Infants Ages 0-1	305%
Children Ages 1-5	305%
Children Ages 6-19	245%

**Income Eligibility Thresholds Under CHIP, 2014  
(eligibility as percentage of federal poverty level)**

Program Name	New MexiKids/MexiTeens
Pregnant Women/Maternity Care	N/A
Children Under 19	245%

**Presumptive and Continuous Eligibility Under  
Medicaid and CHIP, by State, 2014**

Presumptive Eligibility for Pregnant Women	Yes
Presumptive Eligibility for Children (Medicaid)	Yes
Presumptive Eligibility for Children (CHIP)	No
Continuous Eligibility for Children (Medicaid)	Yes
Continuous Eligibility for Children (CHIP)	No

**Medicaid Enrollees by Select Characteristics  
(enrollees in thousands)**

Non disabled Women Ages 19-44	115
Children Under 19	350
Total Enrollment	576
Women and Children as Percent of Total	81%

**Medicaid Expenditures, by Enrollee Characteristics**

Women 19-44	\$629
Children Under 19	\$1,549
Total	3,286
Women and Children as Percent of Total	68%

**CHIP Enrollment, 2014**

Enrollment	16,037
Expenditures (in millions)	\$77

**Federal Matching Rates for Medicaid and CHIP, 2014**

Medicaid	69.65
CHIP	78.76

**Percent of Births Funded by Medicaid, 2010** 53.4%

PeriStats, the March of Dimes interactive web resource, ([marchofdimes.org/peristats](http://marchofdimes.org/peristats)) offers the latest data on maternal, infant, and child health at the national, state and local levels.

The PeriStats logo  indicates that more detailed and perhaps more current information is available on the website. ([www.marchofdimes.org/peristats](http://www.marchofdimes.org/peristats))

Additional State Data and the March of Dimes Data Book for Policy Makers may be downloaded at [marchofdimes.org/advocacy/research-and-data.aspx](http://marchofdimes.org/advocacy/research-and-data.aspx)

Early prenatal care is pregnancy-related care beginning in the first trimester (1-3 months).

Late/no prenatal care is pregnancy-related care beginning in the 3rd trimester (7-9 months) or when no pregnancy-related care was received at all.