


Live Births, 2014

Total Births	12,302
Non-Hispanic White	10,917
Non-Hispanic Black	189
Hispanic	591


Infant Mortality

■ Infant Mortality, 2011-2013 average 	
Infant Mortality Rate	4.8
Rank	5
Non-Hispanic White	4.4
Non-Hispanic Black	17.2
Hispanic	6.9

Birth Defects & Newborn Screening


■ Newborn Screening Requirements, 2016	
Number of Core Conditions Tested	27


Health Promotion


■ Prenatal Care, 2014 	
Women who received early prenatal care	84.8
Women who received late or no prenatal care	3.3
■ Percent Children, 19-35 Months with Up-to-Date Immunizations, 2014	
Polio	94.8%
4:3:1:3:3:1 Series	83.9%
Varicella	94.5%


- Infant mortality refers to death under age one per 1,000 live births.
- Preterm birth occurs before 37 weeks completed gestation.
- Late preterm birth occurs at 34 through 36 completed weeks gestation.
- Very preterm birth occurs before 32 completed weeks gestation.
- A low birthweight baby weighs less than 5 ½ pounds (2,500 grams).
- A very low birthweight baby weighs less than 3 ½ pounds (1,500 grams).
- 4:3:1:3:3:1 Series is four or more doses of diphtheria and tetanus toxoid and pertussis vaccine (DTaP), three or more doses of poliovirus vaccine, one or more doses of measles containing vaccine, three or more doses of Haemophilus influenzae type b vaccine, one or more doses of varicella.


Preterm and Low Birthweight Births

■ Preterm Births, 2014 	
Number	1,013
Percent of Live Births	8.2
Rank	5
Non-Hispanic White (2010-2012 average)	8.4
Non-Hispanic Black (2010-2012 average)	8.8
Hispanic (2010-2012 average)	8.3

■ Late Preterm Births, 2014 	
Number	716
Percent of Live Births	5.8
Rank	3
Non-Hispanic White (2010-2012 average)	6.1
Non-Hispanic Black (2010-2012 average)	5.8
Hispanic (2010-2012 average)	5.6

■ Very Preterm Births, 2014 	
Number	156
Percent of Live Births	1.3
Rank	10
Non-Hispanic White (2010-2012 average)	1.2
Non-Hispanic Black (2010-2012 average)	4.0
Hispanic (2010-2012 average)	1.6

■ Low Birthweight Births, 2014 	
Percent of Live Births	6.9
Rank	11
Non-Hispanic White (2010-2012 average)	6.9
Non-Hispanic Black (2010-2012 average)	10.2
Hispanic (2010-2012 average)	7.2

■ Very Low Birthweight Births, 2014 	
Percent of Live Births	1.1
Rank	7
Non-Hispanic White (2010-2012 average)	1.0
Non-Hispanic Black (2010-2012 average)	N/A
Hispanic (2010-2012 average)	N/A

Access

Health Insurance

Women Ages 15-44 without Health Insurance, 2014	
Number	30,370
Percent	12.4
Rank	18
Children Under 19 without Health Insurance, 2014	
Number	15,240
Percent	5.3
Rank	24

Income Eligibility Thresholds Under Medicaid, 2014 (eligibility as percentage of federal poverty level)

Pregnant Women	201%
Infants Ages 0-1	199%
Children Ages 1-5	147%
Children Ages 6-19	147%

Income Eligibility Thresholds Under CHIP, 2014 (eligibility as percentage of federal poverty level)

Program Name	Healthy Kids
Pregnant Women/Maternity Care	N/A
Children Under 19	323%

Presumptive and Continuous Eligibility Under Medicaid and CHIP, by State, 2014

Presumptive Eligibility for Pregnant Women	Yes
Presumptive Eligibility for Children (Medicaid)	Yes
Presumptive Eligibility for Children (CHIP)	No
Continuous Eligibility for Children (Medicaid)	Yes
Continuous Eligibility for Children (CHIP)	Yes

Medicaid Enrollees by Select Characteristics (enrollees in thousands)

Non disabled Women Ages 19-44	76
Children Under 19	232
Total Enrollment	388
Women and Children as Percent of Total	72%

Medicaid Expenditures, by Enrollee Characteristics

Women 19-44	\$83
Children Under 19	\$326
Total	\$1,243
Women and Children as Percent of Total	33%

CHIP Enrollment, 2014

Enrollment	16,523
Expenditures (in millions)	\$16

Federal Matching Rates for Medicaid and CHIP, 2014

Medicaid	50.00%
CHIP	65.00%

Percent of Births Funded by Medicaid, 2010 29.9%

PeriStats, the March of Dimes interactive web resource, (marchofdimes.org/peristats) offers the latest data on maternal, infant, and child health at the national, state and local levels.

The PeriStats logo  indicates that more detailed and perhaps more current information is available on the website. (www.marchofdimes.org/peristats)

Additional State Data and the March of Dimes Data Book for Policy Makers may be downloaded at marchofdimes.org/advocacy/research-and-data.aspx

Early prenatal care is pregnancy-related care beginning in the first trimester (1-3 months).

Late/no prenatal care is pregnancy-related care beginning in the 3rd trimester (7-9 months) or when no pregnancy-related care was received at all.