


## Live Births, 2014

Total Births	158,556
Non-Hispanic White	86,227
Non-Hispanic Black	27,187
Hispanic	33,803


## Infant Mortality

■ <b>Infant Mortality, 2011-2013 average</b> 	
Infant Mortality Rate	6.3
Rank	28
Non-Hispanic White	4.8
Non-Hispanic Black	12.9
Hispanic	5.3

## Birth Defects & Newborn Screening

■ <b>Newborn Screening Requirements, 2016</b>	
Number of Core Conditions Tested	32


## Health Promotion


■ <b>Prenatal Care, 2014</b> 	
Women who received early prenatal care	79.9
Women who received late or no prenatal care	4.6


■ <b>Percent Children, 19-35 Months with Up-to-Date Immunizations, 2014</b>	
Polio	93.5%
4:3:1:3:3:1 Series	75.6%
Varicella	92.8%


- Infant mortality refers to death under age one per 1,000 live births.
- Preterm birth occurs before 37 weeks completed gestation.
- Late preterm birth occurs at 34 through 36 completed weeks gestation.
- Very preterm birth occurs before 32 completed weeks gestation.
- A low birthweight baby weighs less than 5 ½ pounds (2,500 grams).
- A very low birthweight baby weighs less than 3 ½ pounds (1,500 grams).
- 4:3:1:3:3:1 Series is four or more doses of diphtheria and tetanus toxoid and pertussis vaccine (DTaP), three or more doses of poliovirus vaccine, one or more doses of measles containing vaccine, three or more doses of Haemophilus influenza type b vaccine, one or more doses of varicella.


## Preterm and Low Birthweight Births

■ <b>Preterm Births, 2014</b> 	
Number	16,016
Percent of Live Births	10.1
Rank	38
Non-Hispanic White (2010-2012 average)	9.4
Non-Hispanic Black (2010-2012 average)	13.6
Hispanic (2010-2012 average)	9.1

■ <b>Late Preterm Births, 2014</b> 	
Number	11,239
Percent of Live Births	7.1
Rank	36
Non-Hispanic White (2010-2012 average)	6.9
Non-Hispanic Black (2010-2012 average)	8.6
Hispanic (2010-2012 average)	6.5

■ <b>Very Preterm Births, 2014</b> 	
Number	2,821.0
Percent of Live Births	1.8
Rank	40
Non-Hispanic White (2010-2012 average)	1.4
Non-Hispanic Black (2010-2012 average)	3.2
Hispanic (2010-2012 average)	1.5

■ <b>Low Birthweight Births, 2014</b> 	
Percent of Live Births	8.2
Rank	28
Non-Hispanic White (2010-2012 average)	6.9
Non-Hispanic Black (2010-2012 average)	13.6
Hispanic (2010-2012 average)	6.9

■ <b>Very Low Birthweight Births, 2014</b> 	
Percent of Live Births	1.5
Rank	39
Non-Hispanic White (2010-2012 average)	1.1
Non-Hispanic Black (2010-2012 average)	2.9
Hispanic (2010-2012 average)	1.3

## Access

**Health Insurance**

Women Ages 15-44 without Health Insurance, 2014	
Number	327,719
Percent	12.5
Rank	19
Children Under 19 without Health Insurance, 2014	
Number	130,371
Percent	4.1
Rank	13

**Income Eligibility Thresholds Under Medicaid, 2014  
(eligibility as percentage of federal poverty level)**

Pregnant Women	213%
Infants Ages 0-1	147%
Children Ages 1-5	147%
Children Ages 6-19	147%

**Income Eligibility Thresholds Under CHIP, 2014  
(eligibility as percentage of federal poverty level)**

Program Name	ALL Kids
Pregnant Women/Maternity Care	213%
Children Under 19	318%

**Presumptive and Continuous Eligibility Under  
Medicaid and CHIP, by State, 2014**

Presumptive Eligibility for Pregnant Women	Yes
Presumptive Eligibility for Children (Medicaid)	Yes
Presumptive Eligibility for Children (CHIP)	Yes
Continuous Eligibility for Children (Medicaid)	Yes
Continuous Eligibility for Children (CHIP)	Yes

**Medicaid Enrollees by Select Characteristics  
(enrollees in thousands)**

Non disabled Women Ages 19-44	797
Children Under 19	1,572
Total Enrollment	2,927
Women and Children as Percent of Total	81%

**Medicaid Expenditures, by Enrollee Characteristics**

Women 19-44	\$2,308
Children Under 19	\$3,338
Total	\$13,108
Women and Children as Percent of Total	43%

**CHIP Enrollment, 2014**

Enrollment	295,844
Expenditures (in millions)	\$454

**Federal Matching Rates for Medicaid and CHIP, 2014**

Medicaid	50.76%
CHIP	76.56%

**Percent of Births Funded by Medicaid, 2010** 52.0%

PeriStats, the March of Dimes interactive web resource, ([marchofdimes.org/peristats](http://marchofdimes.org/peristats)) offers the latest data on maternal, infant, and child health at the national, state and local levels.

The PeriStats logo  indicates that more detailed and perhaps more current information is available on the website. ([www.marchofdimes.org/peristats](http://www.marchofdimes.org/peristats))

Additional State Data and the March of Dimes Data Book for Policy Makers may be downloaded at [marchofdimes.org/advocacy/research-and-data.aspx](http://marchofdimes.org/advocacy/research-and-data.aspx)

Early prenatal care is pregnancy-related care beginning in the first trimester (1-3 months).

Late/no prenatal care is pregnancy-related care beginning in the 3rd trimester (7-9 months) or when no pregnancy-related care was received at all.