


## Live Births, 2014

Total Births	219,991
Non-Hispanic White	100,837
Non-Hispanic Black	49,313
Hispanic	61,849


## Infant Mortality

■ <b>Infant Mortality, 2011-2013 average</b> 	
Infant Mortality Rate	6.2
Rank	25
Non-Hispanic White	5.0
Non-Hispanic Black	10.8
Hispanic	4.6

## Birth Defects & Newborn Screening

■ <b>Newborn Screening Requirements, 2016</b>	
Number of Core Conditions Tested	31


## Health Promotion


■ <b>Prenatal Care, 2014</b> 	
Women who received early prenatal care	75.6
Women who received late or no prenatal care	6.0


■ <b>Percent Children, 19-35 Months with Up-to-Date Immunizations, 2014</b>	
Polio	97.9%
4:3:1:3:3:1 Series	74.7%
Varicella	92.8%

- Infant mortality refers to death under age one per 1,000 live births.
- Preterm birth occurs before 37 weeks completed gestation.
- Late preterm birth occurs at 34 through 36 completed weeks gestation.
- Very preterm birth occurs before 32 completed weeks gestation.
- A low birthweight baby weighs less than 5 ½ pounds (2,500 grams).
- A very low birthweight baby weighs less than 3 ½ pounds (1,500 grams).
- 4:3:1:3:3:1 Series is four or more doses of diphtheria and tetanus toxoid and pertussis vaccine (DTaP), three or more doses of poliovirus vaccine, one or more doses of measles containing vaccine, three or more doses of Haemophilus influenza type b vaccine, one or more doses of varicella.


## Preterm and Low Birthweight Births

■ <b>Preterm Births, 2014</b> 	
Number	21,846
Percent of Live Births	9.9
Rank	34
Non-Hispanic White (2010-2012 average)	9.1
Non-Hispanic Black (2010-2012 average)	13.3
Hispanic (2010-2012 average)	9.0

■ <b>Late Preterm Births, 2014</b> 	
Number	15,062
Percent of Live Births	6.8
Rank	30
Non-Hispanic White (2010-2012 average)	6.7
Non-Hispanic Black (2010-2012 average)	8.5
Hispanic (2010-2012 average)	6.4

■ <b>Very Preterm Births, 2014</b> 	
Number	4,008
Percent of Live Births	1.8
Rank	43
Non-Hispanic White (2010-2012 average)	1.3
Non-Hispanic Black (2010-2012 average)	3.1
Hispanic (2010-2012 average)	1.5

■ <b>Low Birthweight Births, 2014</b> 	
Percent of Live Births	8.7
Rank	37
Non-Hispanic White (2010-2012 average)	7.2
Non-Hispanic Black (2010-2012 average)	13.0
Hispanic (2010-2012 average)	7.3

■ <b>Very Low Birthweight Births, 2014</b> 	
Percent of Live Births	1.6
Rank	42
Non-Hispanic White (2010-2012 average)	1.1
Non-Hispanic Black (2010-2012 average)	2.9
Hispanic (2010-2012 average)	1.3

## Access

**Health Insurance**
**Women Ages 15-44 without Health Insurance, 2014**

Number	854,583
Percent	23.1
Rank	50

**Children Under 19 without Health Insurance, 2014**

Number	414,497
Percent	9.6
Rank	47

**Income Eligibility Thresholds Under Medicaid, 2014  
(eligibility as percentage of federal poverty level)**

Pregnant Women	225%
Infants Ages 0-1	210%
Children Ages 1-5	145%
Children Ages 6-19	138%

**Income Eligibility Thresholds Under CHIP, 2014  
(eligibility as percentage of federal poverty level)**

Program Name	Florida KidCare
Pregnant Women/Maternity Care	N/A
Children Under 19	215%

**Presumptive and Continuous Eligibility Under  
Medicaid and CHIP, by State, 2014**

Presumptive Eligibility for Pregnant Women	Yes
Presumptive Eligibility for Children (Medicaid)	No
Presumptive Eligibility for Children (CHIP)	No
Continuous Eligibility for Children (Medicaid)	No
Continuous Eligibility for Children (CHIP)	Yes

**Medicaid Enrollees by Select Characteristics  
(enrollees in thousands)**

Non disabled Women Ages 19-44	762
Children Under 19	1,897
Total Enrollment	3,703
Women and Children as Percent of Total	72%

**Medicaid Expenditures, by Enrollee Characteristics**

Women 19-44	\$2,338
Children Under 19	\$3,467
Total	\$17,257
Women and Children as Percent of Total	34%

**CHIP Enrollment, 2014**

Enrollment	423,351
Expenditures (in millions)	\$647

**Federal Matching Rates for Medicaid and CHIP, 2014**

Medicaid	59.72%
CHIP	71.80%

**Percent of Births Funded by Medicaid, 2010** 48.8%

PeriStats, the March of Dimes interactive web resource, ([marchofdimes.org/peristats](http://marchofdimes.org/peristats)) offers the latest data on maternal, infant, and child health at the national, state and local levels.

The PeriStats logo  indicates that more detailed and perhaps more current information is available on the website. ([www.marchofdimes.org/peristats](http://www.marchofdimes.org/peristats))

Additional State Data and the March of Dimes Data Book for Policy Makers may be downloaded at [marchofdimes.org/advocacy/research-and-data.aspx](http://marchofdimes.org/advocacy/research-and-data.aspx)

Early prenatal care is pregnancy-related care beginning in the first trimester (1-3 months).

Late/no prenatal care is pregnancy-related care beginning in the 3rd trimester (7-9 months) or when no pregnancy-related care was received at all.