


## Live Births, 2014

Total Births	11,392
Non-Hispanic White	6,541
Non-Hispanic Black	446
Hispanic	841


## Infant Mortality

■ <b>Infant Mortality, 2011-2013 average</b> 	
Infant Mortality Rate	4.9
Rank	8
Non-Hispanic White	3.6
Non-Hispanic Black	N/A
Hispanic	4.8

## Birth Defects & Newborn Screening


■ <b>Newborn Screening Requirements, 2016</b>	
Number of Core Conditions Tested	30


## Health Promotion


■ <b>Prenatal Care, 2014</b> 	
Women who received early prenatal care	72.6%
Women who received late or no prenatal care	6.8%
■ <b>Percent Children, 19-35 Months with Up-to-Date Immunizations, 2014</b>	
Polio	91.6%
4:3:1:3:3:1 Series	71.2%
Varicella	89.6%


- Infant mortality refers to death under age one per 1,000 live births.
- Preterm birth occurs before 37 weeks completed gestation.
- Late preterm birth occurs at 34 through 36 completed weeks gestation.
- Very preterm birth occurs before 32 completed weeks gestation.
- A low birthweight baby weighs less than 5 ½ pounds (2,500 grams).
- A very low birthweight baby weighs less than 3 ½ pounds (1,500 grams).
- 4:3:1:3:3:1 Series is four or more doses of diphtheria and tetanus toxoid and pertussis vaccine (DTaP), three or more doses of poliovirus vaccine, one or more doses of measles containing vaccine, three or more doses of Haemophilus influenzae type b vaccine, one or more doses of varicella.


## Preterm and Low Birthweight Births

■ <b>Preterm Births, 2014</b> 	
Number	967
Percent of Live Births	8.5%
Rank	11
Non-Hispanic White (2012-2014 average)	7.3%
Non-Hispanic Black (2012-2014 average)	9.2%
Hispanic (2012-2014 average)	7.3%

■ <b>Late Preterm Births, 2014</b> 	
Number	730
Percent of Live Births	6.4%
Rank	18
Non-Hispanic White (2012-2014 average)	5.4%
Non-Hispanic Black (2012-2014 average)	5.1%
Hispanic (2012-2014 average)	5.1%

■ <b>Very Preterm Births, 2014</b> 	
Number	124
Percent of Live Births	1.1%
Rank	1
Non-Hispanic White (2012-2014 average)	1.0%
Non-Hispanic Black (2012-2014 average)	2.3%
Hispanic (2012-2014 average)	1.3%

■ <b>Low Birthweight Births, 2014</b> 	
Percent of Live Births	5.9%
Rank	1
Non-Hispanic White (2012-2014 average)	5.3%
Non-Hispanic Black (2012-2014 average)	8.9%
Hispanic (2012-2014 average)	5.5%

■ <b>Very Low Birthweight Births, 2014</b> 	
Percent of Live Births	0.9%
Rank	1
Non-Hispanic White (2012-2014 average)	0.8%
Non-Hispanic Black (2012-2014 average)	2.2%
Hispanic (2012-2014 average)	1.0%

## Access

**Health Insurance**

Women Ages 15-44 without Health Insurance, 2014	
Number	31,009
Percent	20.7%
Rank	44
Children Under 19 without Health Insurance, 2014	
Number	24,277
Percent	12.2%
Rank	51

**Income Eligibility Thresholds Under Medicaid, 2015  
(eligibility as percentage of federal poverty level)**

Pregnant Women	205%
Infants Ages 0-1	182%
Children Ages 1-5	182%
Children Ages 6-19	182%

**Income Eligibility Thresholds Under CHIP, 2014  
(eligibility as percentage of federal poverty level)**

Program Name	Denali Kidcare
Pregnant Women/Maternity Care	N/A
Children Under 19	208%

**Presumptive And Continuous Eligibility Under  
Medicaid and CHIP, by State, 2014**

Presumptive Eligibility for Pregnant Women	No
Presumptive Eligibility for Children (Medicaid)	No
Presumptive Eligibility for Children (CHIP)	No
Continuous Eligibility for Children (Medicaid)	Yes
Continuous Eligibility for Children (CHIP)	No

**Medicaid Enrollees by Select Characteristics  
(enrollees in thousands)**

Non disabled Women Ages 19-44	31
Children Under 19	79
Total Enrollment	139
Women and Children as Percent of Total	81%

**Medicaid Expenditures, by Enrollee Characteristics**

Women 19-44	\$376
Children Under 19	\$202
Total	\$1,348
Women and Children as Percent of Total	44%

**CHIP Enrollment, 2014**

Enrollment	9,661
Expenditures (in millions)	\$30

**Federal Matching Rates for Medicaid and CHIP, 2014**

Medicaid	50.00%
CHIP	65.00%

**Percent of Births Funded by Medicaid, 2010** 52.6%

PeriStats, the March of Dimes interactive web resource, ([marchofdimes.org/peristats](http://marchofdimes.org/peristats)) offers the latest data on maternal, infant, and child health at the national, state and local levels.

The PeriStats logo  indicates that more detailed and perhaps more current information is available on the website. ([www.marchofdimes.org/peristats](http://www.marchofdimes.org/peristats))

Additional State Data and the March of Dimes Data Book for Policy Makers may be downloaded at [marchofdimes.org/advocacy/research-and-data.aspx](http://marchofdimes.org/advocacy/research-and-data.aspx)

Early prenatal care is pregnancy-related care beginning in the first trimester (1-3 months).

Late/no prenatal care is pregnancy-related care beginning in the 3rd trimester (7-9 months) or when no pregnancy-related care was received at all.